


ROTOLOCK VALVES

Rotolock Valves, sometimes spelled "Rotalock" are service valves typically used in refrigeration systems. The actual Rotolock connection is a threaded connection that incorporates a Teflon Seal which is the main seal in preventing leaks in the connection. The primary uses of the valve include the ability to access the refrigeration system for charging and evacuation procedures. The valves are also very handy as they provide ease of removing equipment such as a compressor due to the threaded connection.



ROTOLOCK IDENTIFICATION PROCEDURE

STEP 1: BODY TYPE

Rotolock Valves are classified as Horizontal Rotolocks (Fig 1) or as Vertical Rotolocks (Fig 2). The primary difference is the location of the threaded Rotolock connection on the valve itself. The Horizontal Rotolock is typically mounted on a compressor, or vertical receiver or accumulator. The typical use for a Vertical Rotolock is on a horizontal receiver.



Fig 1 - Horizontal



Fig 2 - Vertical

STEP 2: IDENTIFY CONNECTIONS

Rotolock connections are available in multiple sizes and are determined by the inside diameter of the connection for refrigerant flow. When replacing a Rotolock Valve, it is important to replace with the exact ROTOLOCK thread size of the old valve to properly fit the threaded adapter fitting. The second connection on the valve is typically a flare (SAE) connection or a solder (IDS) connections.



STEP 3: SERVICE PORTS

All valves are supplied with at least one 1/4" SAE gauge port. This single port is primarily used for charging and evacuation and its location can vary. (Fig T, Fig L, & Fig R.)

Many Rotolock Valves are supplied with a secondary 1/4" SAE gauge port and the configuration most commonly seen is in the Fig D below. This gauge port is most commonly connected via a copper line or flexible hose to pressure control device.



Fig T

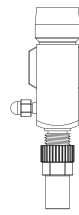


Fig L

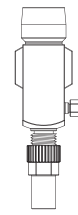


Fig R

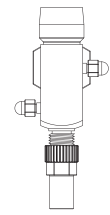


Fig D

FIELD REPLACEMENT

Replacing a valve in the field is not always easy due to lack of access. Use this simple chart to help identify your Rotolock connection size and give to your local Refrigeration Wholesaler.

| DIMENSION A | ROTOLOCK SIZE |
|-------------|---------------|
| 7/8" | 3/4"-16 |
| 1-1/8" | 1"-14 |
| 1-3/8" | 1-1/4"-12 |
| 2" | 1-3/4"-12 |
| 2-1/2" | 2-1/4"-12 |

DIMENSION A

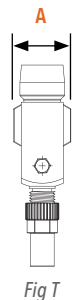


Fig T

SIGMA ROTOLOCK NOMENCLATURE

H05X10SDA

ROTOLOCK FITTING:

- H = Horizontal Rotolock Configuration
- V = Vertical Rotolock Configuration

FITTING SIZE:

- 03 = 3/8"
- 04 = 1/2"
- 05 = 5/8"
- 06 = 3/4"
- 07 = 7/8"
- 09 = 1-1/8"
- 11 = 1-3/8"
- 13 = 1-5/8"
- 17 = 2-1/8"
- 21 = 2-5/8"
- 25 = 3-1/8"

CHECK DIGIT

- ROTOLOCK/ THREAD SIZE:**
- 06 = 3/4"-16
 - 08 = 1"-14
 - 10 = 1-1/4"-12
 - 14 = 1-3/4"-12
 - 18 = 2-1/4"-12

CONNECTION TYPE:

- F = SAE Flare
- S = Solder

SERVICE PORT(S):

- T = Top
- L = Left
- R = Right
- D = Dual

ASSEMBLY:

- A = Includes Teflon Seal & Packaging